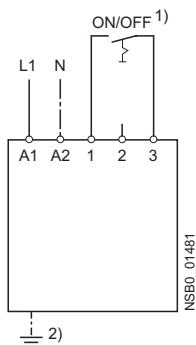


3RW Soft Starters

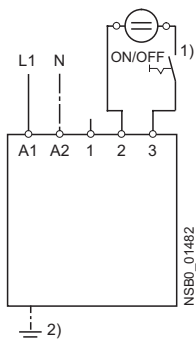
Project planning aids

3RW40 connection examples for control circuit

Control by switch using internal 24 V DC supply

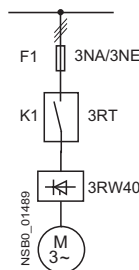


external power supply

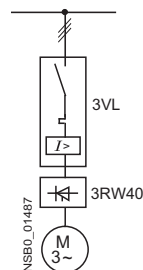


3RW40 connection examples for main circuit³⁾

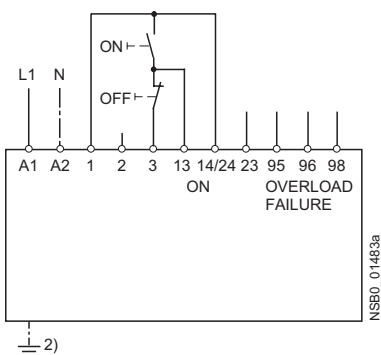
3RW40 – 3-phase motor with 3NA/3NE fuse



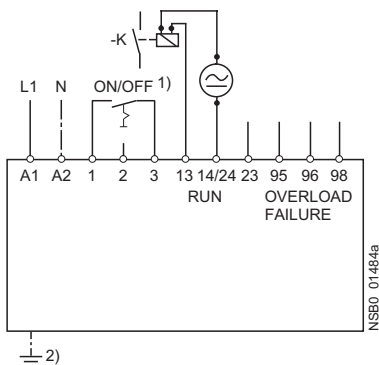
3VL circuit breaker



Control by pushbutton



of a main contactor



1) **Caution: Risk of restarting**

When operating with a switch (ON/OFF) a new, automatic restart will take place automatically if the start command is still active at terminal 3.

2) Grounding necessary for fan connection to 3RW40 5...

3) As an alternative, the motor feeder can also be installed as a fuseless or as a fused version. Fuse and switching device coordination, see Technical Specifications.

The wiring diagrams are provided only as examples.